


TSS 5-Sided Corner Shelf

Adjustable | Customizable | Efficient


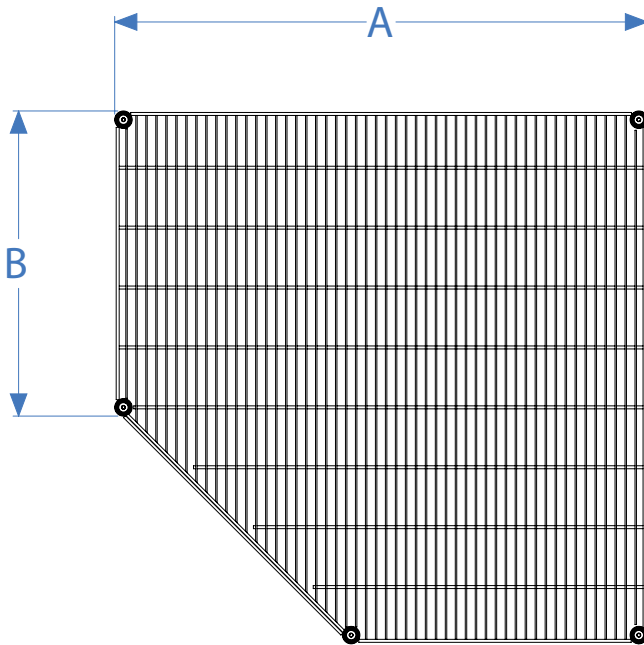


TSS 5-Sided Shelf

■ **Take advantage of unused corner space with Wanzl 5-Sided Shelving Units.** The TSS 5-sided shelf provides additional storage space not used in typical starter and add-on systems.

■ **Can be used in both dry and wet environments (Chrome & Duro-Seal).**

■ **Weight load capacity of 600 lbs. per shelf evenly distributed.**



Actual Outside Dimensions					
Part #	A	B	C	Shelves	Coating
5S-18366CH	36	18	63	4	Chrome
5S-18367CH	36	18	74	4	Chrome
5S-18366PW	36	18	63	4	Duro-Seal
5S-18367PW	36	18	74	4	Duro-Seal
5S-24426CH	42	24	63	4	Chrome
5S-24427CH	42	24	74	4	Chrome
5S-24426PW	42	24	63	4	Duro-Seal
5S-2442PW	42	24	74	4	Duro-Seal

Accessories	
Part #	Description
AM5S1836PF	18 X 36 SHELVING LINER
AM5S2442PF	24 X 42 SHELVING LINER
5CB	CASTER WITH BRAKE
5C	CASTER WITHOUT BRAKE
DRB325	DONUT BUMPER